

IOLAN SDS W Serial Device Servers

Wireless LAN Serial to Ethernet



For secure, high-speed serial to Ethernet connectivity over wireless LAN applications, the IOLAN SDS W Device Server is the most advanced compact product available on the market today. Delivering high performance in a compact size, an IOLAN SDS W

- High performance WLAN (Wi-Fi ®) : Dual band radio supporting IEEE 802.11 a,b,g,n
- Wireless speeds up to 150Mbps
- 1, 2 or 4 software selectable RS232/422/485 serial port interfaces
- High-speed Gigabit Ethernet (10/100/1000 Base-T)
- Advanced security features for data encryption, user authentication and event management
- Wireless Infrastructure and peer to peer connectivity modes

offers a support for a broad range of high performance Wireless LAN technology, extensive security, flexibility and next generation IPv6 technology making it ideal for applications that

require remote serial device/console management, data capture or monitoring.

Why IOLAN SDS Wireless Device Servers are the preferred choice:

- Broad range support of Wireless LAN Technology : IEEE 802.11 a,b,g,n @ 2.4Ghz/5Ghz
- Fast wireless – speeds up to 150Mbps
- High-speed Gigabit Ethernet 1000base-T interface including support for 100base-TX and 10base-T
- As a wireless client proxy, provides wireless connectivity to central access points for serial and ethernet devices
- Can provide a direct serial to serial peer connection over wireless
- Software Access Point (SoftAP) for up to 6 wireless clients.
- Fast Wireless Roaming capability is ideal for mobile applications where the IOLAN can transparently roam between APs (Access Points) that share the same ESS (Extended Service Set)
- Redundant dual power inputs (barrel and terminal block)
- TrueSerial® packet technology delivers the most authentic serial connections across Ethernet for serial protocol integrity
- Indicators for network and serial interfaces for easy troubleshooting
- Plug & Play installation utility eliminates configuration hassles for all IOLAN's on your IP network

- [TruePort](#) – Perle's com/tty redirector for serial based applications operates on Windows, Vista, Linux, Solaris, SCO and Unix
- Next Generation IP support (IPv6) for investment protection and network compatibility
- Compact and protective solid steel enclosure for tabletop, wall mount or DIN rail mounting
- Java-free browser access to remote serial console ports via Telnet and SSH
- [Ping watchdog probes](#) enable customers to power cycle equipment with attached Perle RPS power switches in the event of an unresponsive networking gear

Secure Serial to Ethernet Connectivity

The **IOLAN SDS Wireless Device Server** enables administrators to securely access remote serial console ports on equipment such as PBX, servers, routers, network storage equipment and security appliances through an IP network. Sensitive data such as credit card holder information is protected through standard encryption tools such as Secure Shell (SSH) and Secure Sockets Layer (SSL). Access by authorized users is assured via authentication schemes such as RADIUS, TACACS+, LDAP, Kerberos, NIS and RSA Security's SecurID tokens.

By using encryption technologies, an IOLAN can protect sensitive and confidential data from a serial device such as a credit card reader before being sent across a corporate Intranet or public Internet. For compatibility with peer encryption devices, all of the major encryption ciphers such as AES, 3DES, RC4, RC2 and CAST128 are fully supported.

Recognized as the most secure method for communicating to remote private networks over the Internet, the IPSec standard provides robust authentication and encryption of IP packets at the network layer of the OSI model. As a standard it is ideal for multi-vendor interoperation within a network providing flexibility and the ability to match the right solution for a particular application.

IOLAN Plug-ins

By choosing a Perle IOLAN Device Server you can rest assured that virtually any device with a serial COM port will operate in conjunction with your desired application exactly as it did when you had it directly connected. In the unlikely event that the Perle IOLAN Device Server does not enable this out of the box, *Perle will make it work.*

Perle IOLAN Device Servers utilize customer installable "[Device Plug-ins](#)" to successfully network devices where other solutions have failed. [Request a free engineering consultation now.](#)

Advanced IP Technology

With support for Next Generation IP (IPv6) the **IOLAN Serial to Ethernet Device Server** range provides organizations with investment protection to meet this rapidly growing standard.

Demand for IPv6, which is compatible with IPv4 addressing schemes, is driven by the need for more IP address. With the implementation and rollout of advanced cellular networks, a robust method is needed to handle the huge influx of new IP addressable devices on the Internet. In fact, the US Department of Defense has mandated that all equipment purchased be IPv6 compatible. In addition, all major Operating Systems such as Windows, Linux, Unix and Solaris, as well as routers, have built-in support for IPv6.

It is therefore important for end users and integrators to select networking equipment that incorporates the IPv6 standard. The IOLAN line with support for IPv6 already built in, is the best choice in serial to Ethernet technology.

Flexible and Reliable Serial to Ethernet Connections

An **IOLAN SDS W Device Server** is ideal for wirelessly connecting serial based COM port, UDP or TCP socket based applications to remote devices. Perle's [TruePort re-director](#) provides fixed TTY or COM ports to serial based applications enabling communication with remote devices connected to Perle IOLAN's either in encrypted or clear text modes. You can also tunnel serial data between devices across an IP network.

Perle's Device Management software provides better centralized control of multiple units resulting in maximum uptime for your remote equipment.

All IOLAN SDS W models have added protection against electrostatic discharges and power surges with robust 15Kv ESD protection circuitry enabling organizations to utilize this solution in the field with confidence.

Lifetime Warranty

All **Perle IOLAN SDS Serial to Ethernet Device Servers** are backed by the best service and support in the industry including Perle's unique lifetime warranty. Since 1976 Perle has been providing its customers with networking products that have the highest levels of performance, flexibility and quality.

Wi-Fi is a registered trademark of Wi-Fi Alliance Corporation

Topology Support

Serial to WLAN

Serial to ethernet

Ethernet to WLAN

Infrastructure (to Access Point) and secure peer to peer using SoftAP (vs legacy "Ad-Hoc")

Serial Port Access

Connect directly using Telnet / SSH by port and IP address

[Connect with EasyPort menu by Telnet / SSH](#)

[Use an internet browser to access with HTTP or secure HTTPS via EasyPort Web menu](#)

Java-free browser access to remote serial console ports via Telnet and SSH

[Ports can be assigned a specific IP address \(aliasing \)](#)

Multisession capability enables multiple users to access ports simultaneously on 2 and 4 port models

[Multihost access enables multiple hosts/servers to share serial ports](#)

Accessibility

In-band (Ethernet) and out-of-band (dial-up modem) support

[Dynamic DNS enables users to find a console server from anywhere on the Internet](#)

[Domain name control through DHCP option 81](#)

IPV6 and IPV4 addressing support

Availability

Primary/Backup host functionality enables automatic connections to alternate host(s)

Security

SSH v1 and v2

SSL V3.0/TLS V1.0, SSL V2.0

SSL Server and SSL client mode capability

SSL Peer authentication

[IPSec VPN : NAT Traversal, ESP authentication protocol](#)

Encryption: AES (256/192/128), 3DES, DES, Blowfish, CAST128, ARCFOUR(RC4), ARCTWO(RC2)

Hashing Algorithms: MD5, SHA-1, RIPEMD160, SHA1-96, and MD5-96

Key exchange: RSA, EDH-RSA, EDH-DSS, ADH

X.509 Certificate verification: RSA, DSA

Certificate authority (CA) list

Wireless LAN : WPA-PSK, WPA2-PSK & Enterprise (EAP, PEAP, LEAP), WEP, IEEE 802.11i, IEEE 802.1x supplicant

Local database

RADIUS Authentication, Authorization and Accounting

TACACS+ Authentication, Authorization and Accounting

LDAP, NIS, Kerberos Authentication

RSA SecureID-agent or via RADIUS Authentication

SNMP v3 Authentication and Encryption support

IP Address filtering

Disable unused daemons

Active Directory via LDAP

Terminal Server

Telnet

SSH v1 and v2

Rlogin

Auto session login

LPD, RCP printer

MOTD - Message of the day

Serial machine to Ethernet

[Tunnel raw serial data across Ethernet - clear or encrypted](#)

Raw serial data over TCP/IP

Raw serial data over UDP

[Serial data control of packetized data](#)

Share serial ports with multiple hosts/servers

Virtual modem simulates a modem connection - assign IP address by AT phone number

Virtual modem data can be sent over the Ethernet link with or without SSL encryption

[TruePort com/tty redirector](#) for serial based applications on Windows, Linux, Solaris, SCO, HP UX, NCR UNIX and AIX. For a complete list of all the latest drivers click [here](#)

[TrueSerial](#) packet technology provides the most authentic serial connections across Ethernet ensuring serial protocol integrity

RFC 2217 standard for transport of serial data and RS232 control signals

Customizable or fixed serial baud rates

[Plug-ins allow customer or Perle provided plug-ins for special applications](#)

[Software Development Kit \(SDK \) available](#)

[Serial encapsulation of industrial protocols such as ModBus, DNP3 and IEC-870-5-101](#)

[ModBus TCP gateway enables serial Modbus ASCII/RTU device connection to ModBus TCP](#)

[Data logging will store serial data received when no active TCP session and forward to network peer once session re-established - 32K bytes circular per port](#)

Console Management

[Sun / Oracle Solaris Break Safe](#)

Local port buffer viewing - 256K bytes per port

External port buffering via NFS, encrypted NFS and Syslog

Event notification

[Manage AC power of external equipment using Perle RPS power management products](#)

[Clustering - central console server enables access ports across multiple console servers](#)

[Windows Server 2003/2008 EMS - SAC support GUI access to text-based Special Administrative Console](#)

[Ping watchdog probes](#) enable customers to power cycle equipment with attached Perle RPS power switches in the event of an unresponsive networking gear

Remote Access

Dial, direct serial	PPP, PAP/CHAP, SLIP
---------------------	---------------------

[HTTP tunneling](#) enables firewall-safe access to remote serial devices across the internet

Automatic DNS Update	Utilize DHCP Opt 81 to set IOLAN domain name for easy name management and with Dynamic DNS support , users on the Internet can access the device server by name without having to know its IP address. See Automatic DNS update support for details
----------------------	---

IPSEC VPN client/servers	Microsoft L2TP/IPSEC VPN client (native to Windows XP)
--	---

Microsoft IPSEC VPN Client (native to Windows Vista)

Cisco routers with IPSEC VPN feature set

Perle IOLAN SDS/STS and SCS models

OA&M (Operations, Administration and Management)

WiFi Protected Setup (WPS)

SNMP V3 - read and write, Perle MIB

Syslog

Perle Device Manager - Windows based utility for large scale deployments

Configurable default configuration



[Installation Wizard](#)

Set a Personalized Factory Default for your IOLANs

Protocols

IPv6, IPv4, TCP/IP, Reverse SSH, SSH, SSL, IPsec/IPv4, IPsec/IPv6, L2TP/IPsec, CIDR, RIPV2/MD5, ARP, RARP, UDP, UDP Multicast, ICMP, BOOTP, DHCP, TFTP, SFTP, SNMP, Telnet, raw, reverse Telnet, LPD, RCP, DNS, Dynamic DNS, WINS, HTTP, HTTPS, SMTP, SNMPV3, PPP, PAP/CHAP, SLIP, CSLIP, RFC2217, MSCHAP

Hardware Specifications - IOLAN SDS W- 1, 2 and 4 port Wireless LAN Serial Device Servers

	IOLAN SDS1 W, SDS2 W	IOLAN SDS4 W
Processor	600Mhz ARM Processor	
Memory		
RAM MB	512M	512M
Flash MB	4G	4G
Interface Ports		
Number of Serial Ports	1, 2 (DB9M)	4 (RJ45)
Serial Port Interface	Software selectable EIA232/422/485	Software selectable EIA-232/422/485
Back of product		
Sun / Solaris	Sun / Oracle 'Solaris' Safe - no "break signal" sent during power cycle causing costly server re-boots or downtime	
Serial Port Speeds	300bps to 230Kbps with customizable baud rate support (up to 1Gbps)	
Data Bits	5,6,7,8, 9-bit protocol support	
Parity	Odd, Even, Mark, Space, None	

Flow Control	Hardware, Software, Both, None	
Serial Port Protection	15Kv Electrostatic Discharge Protection (ESD)	
Local Console Port	RS232 on Serial Port	
Ethernet Network	Autosensing 1000-base-T / 100-base TX / 10-base T Auto-MDIX	
	Software selectable Ethernet speed 1000/100/10	
	Software selectable Half/Full/Auto duplex	
Ethernet Isolation	1.5Kv Magnetic Isolation	
Wireless LAN standards	IEEE 802.11a IEEE 802.11b IEEE 802.11g IEEE 802.11n IEEE 802.11i	
Wireless Topology	Infrastructure (AP) and Peer to Peer- <u>(SoftAP)</u> modes	
Wireless Radio	Dual-Band Radio ; 2.4GHz and 5GHz 20, 40Mhz SISO 2.4-GHz	Dual-Band Radio ; 2.4GHz and 5GHz 20, 40Mhz SISO 2.4GHz
Rx Diversity, Maximal Ratio Combining (MRC)	<p>Dual antenna provides optimal wireless performance, signal reliability, and extended range</p> <ul style="list-style-type: none"> • Rx Diversity on 5GHz band • Maximal Ratio Combining - MRC @ 2.4GHz provides 1.4 times extended range 	
Wireless Data Rates	802.11n: 15, 30, 45, 60, 90, 120, 135, 150 Mbps (40Mhz channel @ 400ns Short GI) 802.11a/g: 6, 9, 12, 18, 24, 36, 48, 54 Mbps 802.11b: 1, 2, 5.5, 11 Mbps	
Operational Frequency Range (MHz)	2412 to 2484 MHz 4910 to 5825 MHz	
Modulation	DSSS, CCK, OFDM, BPSK, QPSK, 16-QAM, 64-QAM	

Wireless Receiver
Sensitivity in dBm
(2.4Ghz SISO)

802.11b/g (20 MHz channel)

1 Mbps: -95.0
2 Mbps: -92.0
5.5 Mbps: -89.2
6 Mbps: -91.0
9 Mbps: -89.0
11 Mbps: -86.3
12 Mbps: -88.0
18 Mbps: -85.5
24 Mbps: -82.5
36 Mbps: -79.0
48 Mbps: -74.0
54 Mbps: -72.7

802.11n (20 MHz channel) @ 400ns GI

7.2 Mbps (MCS0): -89.3
14.4 Mbps (MCS1): -86.5
21.7 Mbps (MCS2): -84.5
28.9 Mbps (MCS3): -81.5
43.3 Mbps (MCS4): -78.0
57.8 Mbps (MCS5): -73.5
65.0 Mbps (MCS6): - 71.5
72.2 Mbps (MCS7): -70.0

802.11n (40 MHz channel) @ 400ns GI

15.0 Mbps (MCS0): -89.3
30.0 Mbps (MCS1): -86.5
45.0 Mbps (MCS2): -84.5
60.0 Mbps (MCS3): -81.5
90.0 Mbps (MCS4): -78.0
120.0 Mbps (MCS5): -73.5
135.0 Mbps (MCS6): - 71.5
150.0 Mbps (MCS7): -70.0

Wireless Transmit Power (20 MHz channel)

in dBm
(2.4Ghz SISO)

1 Mbps:	16.0
2 Mbps:	16.0
5.5 Mbps:	16.0
6 Mbps:	16.5
9 Mbps:	16.5
11 Mbps:	16.0
12 Mbps:	16.5
18 Mbps:	16.5
24 Mbps:	16.5
36 Mbps:	15.2
48 Mbps:	14.3
54 Mbps:	13.5
MCS0 :	16.0
MCS1 :	16.0
MCS2 :	16.0
MCS3 :	16.0
MCS4 :	15.2
MCS5 :	14.3
MCS6 :	13.5
MCS7 :	12.6

(40 MHz channel)

MCS0 : 14.0

MCS7 : 11.8

Wireless Receiver

Sensitivity in dBm
(5Ghz SISO)

802.11a

6 Mbps:	-92.5
9 Mbps:	-90.5
12 Mbps:	-90.0
18 Mbps:	-87.5
24 Mbps:	-84.5
36 Mbps:	-81.0
48 Mbps:	-76.5
54 Mbps:	-74.6

802.11n (20MHz channel) @ 400ns GI

7.2 Mbps (MCS0):	-91.4
14.4 Mbps (MCS1):	-88.0
21.7 Mbps (MCS2):	-86.0
28.9 Mbps (MCS3):	-83.0
43.3 Mbps (MCS4):	-79.8
57.8 Mbps (MCS5):	-75.5
65.0 Mbps (MCS6):	-74.0
72.2 Mbps (MCS7):	-72.4

802.11n (40MHz channel) @ 400ns GI

15.0 Mbps (MCS0):-88.5

150.0 Mbps (MCS7):-69.3

Wireless Transmit Power in dBm (5Ghz SISO)	<u>802.11a</u> 6 Mbps: 18.0 9 Mbps: 18.0 12 Mbps: 18.0 18 Mbps: 18.0 24 Mbps: 17.4 36 Mbps: 16.5 48 Mbps: 15.8 54 Mbps: 14.5 <u>802.11n (HT20) @ 400ns GI</u> 7.2 Mbps (MCS0): 18.0 14.4 Mbps (MCS1): 18.0 21.7 Mbps (MCS2): 18.0 28.9 Mbps (MCS3): 18.0 43.3 Mbps (MCS4): 16.5 57.8 Mbps (MCS5): 15.8 65.0 Mbps (MCS6): 14.5 72.2 Mbps (MCS7): 12.0 <u>802.11n (HT40) @ 400ns GI</u> 15.0 Mbps (MCS0): 16.5 150.0 Mbps (MCS7): 12.0	
Short Guard Interval (SGI)	800ns and 400ns (Short Guard Interval)	
Wireless Antenna	Single 2.15 dBi, Dipole, SMA connector	Dual 2.15 dBi, Dipole, SMA Connectors for Rx diversity/MRC
Wireless Security	WEP, WPA-PSK, WPA2-PSK & Enterprise (EAP, PEAP, LEAP), 802.11i (includes hardware-accelerated Advanced Encryption Standard [AES]), 802.1x supplicant	
Fast Wireless Roaming	Ideal for mobile applications , the IOLAN can transparently roam between APs (Access Points) that share the same ESS (Extended Service Set)	
WiFi Protected Setup(WPS V2)	A plug and play set up feature where the IOLAN can easily connect to <ul style="list-style-type: none">a WPS capable central access point or <ul style="list-style-type: none">SoftAP compliant device supporting WPS	
Power		
Power Supply	120 V / 230V AC to 12vDC Wall Power Adaptor included. (Barrel connector, commercial-grade temperature – 0 to 60C)	
2 x Power Supply Selection	Use external power 9-30v DC on standard 5.5mm x 9.5mm x 2.1mm barrel socket or 2-pin terminal block	
Nominal Input Voltage	12/24v DC	
Input Voltage Range	9-30v DC	

Typical Power Consumption @ 24v DC (Watts)	1 port : 3.96 2 port: 4.23	4.44
Indicators		
LEDs	Power/Ready	
	Network Link	
	Network Link activity	
	Serial: Transmit and Receive data per port	
	Wireless Link	
	Wireless Strength	
Environmental Specifications		
Heat Output (BTU/HR)	1 port: 13.5 2 port: 14.4	15.1
MTBF (Hours)*		
Operating Temperature	-40° C to 75° C (-40 F to 167° F)	
Storage Temperature	-40 C to 85 C (-40 F to 185 F)	
Humidity	5 to 95% (non-condensing) for both storage and operation.	
Case	SECC Zinc plated sheet metal (1 mm)	
Ingress Protection Rating	IP40	
Mounting	Wall or Panel mounting, DIN Rail mounting kit optional	
Product Weight and Dimensions		
Weight	0.25 kg (0.55 lbs)	0.4 kg (0.88 lbs)
Dimensions	90 x 76 x 24 mm (3.5 x 3.0 x 0.9 in)	110 x 111 x 24 mm (4.3 x 4.4 x 0.9 in)
Packaging		
Shipping Dimensions	26 x 17 x7 cm (10.2 x 6.7 x 2.8 in)	26 x 17 x7 cm (10.2 x 6.7 x 2.8 in)
Shipping weight	0.55 kg (1.21 lbs)	0.71 kg (1.6 lbs)
Regulatory Approvals		
Emissions	FCC Part 15, Subpart B, Class B	
	CFR47:2003, Chapter 1, Part 15 Subpart B,(USA) Class B	
	ICES-003, Issue 4, February 2004 (Canada)	

	EN55022:1998 + A1:2000 + A2:2003 Class A
	EN61000-3-2 : 1995, Limits for Harmonic Current Emissions
	EN61000-3-3 : 1995, Limits of Voltage Fluctuations and Flicker
Immunity	EN55024:1998 + A1:2001 + A2:2003
	EN61000-4-2: Electrostatic Discharge
	EN61000-4-3: RF Electromagnetic Field Modulated
	EN61000-4-4: Fast Transients
	EN61000-4-5: Surge
	EN61000-4-6: RF Continuous Conducted
	EN61000-4-8: Power-Frequency Magnetic Field
	EN61000-4-11: Voltage Dips and Voltage Interruptions
Safety	IEC 60950-1 : 2005 (2nd Edition) + A1 : 2009 and EN 60950-1 : 2006 + A11 : 2009
	CAN/CSA-C22.2 No. 60950-1-03 and ANSI/UL 60950-1, First Edition April 1st 2003 (Recognized Component)
Wireless Regulatory Domain	IOLAN SDS W is certified for the following regulatory domains
	<ul style="list-style-type: none"> • FCC/ICES • ETSI • TELEC <p><i>Users are responsible for verifying approval for use in their individual countries.</i></p>
Radio Approvals	FCC Part 15.247 Subpart C (2.4 Ghz)
	FCC Part 15.407 Subpart E (5 Ghz)
	RSS-210 (Canada), RSS-Gen Issue 2 (Canada), ICES-003 Issue 4
	ETSI EN 301 489-1 (V1.9.2)
	ETSI EN 301 489-17 (V2.2.1)
	ETSI EN 300 328 (V1.8.1)
	ETSI EN 301 893 (V1.7.1)

Frequency Bands	FCC / ICES 2.412 to 2.462 GHz; 11 channels 5.180 to 5.320 GHz; 8 channels 5.500 to 5.700 GHz, 8 channels (excluding 5.600 to 5.640 GHz) 5.745 to 5.825 GHz; 5 channels ETSI 2.412 to 2.472 GHz; 13 channels 5.180 to 5.320 GHz; 8 channels 5.500 to 5.700 GHz; 8 channels (excluding 5.600 to 5.640 GHz) MIC (formally TELEC) 2.412 to 2.472 GHz; 13 channels 4.920 to 4.980 GHz; 4 channels 5.030 to 5.091 GHz; 3 channels 5.180 to 5.240 GHz; 8 channels 5.500 to 5.700 GHz; 11 channels
Other	Reach, RoHS and WEEE Compliant CCATS - G052929 ECCN - 5A992A HTSUS Number: 8471.80.1000 Perle Limited Lifetime Warranty
Serial Connector Pinout	

IOLAN DB9M Socket	Direction	RS232	RS485 Full Duplex	RS485 Half Duplex	RS422
1	←	DCD	-	-	-
2	←	RxD	RxD+	-	RxD+
3	→	TxD	TxD+	DATA+	TxD+
4	→	DTR	-	-	-
5	—	GND	GND	GND	GND
6	←	DSR	RxD-	-	RxD-
7	—	RTS	-	-	-
8	←	CTS	-	-	-
9	—	-	TxD-	DATA-	TxD-

IOLAN RJ45 Socket	Direction	RS232	RS485 Full Duplex	RS485 Half Duplex	RS422
1	←	DCD	-	-	-
2	→	RTS	TxD+	DATA+	TxD+
3	←	DSR	-	-	-
4	→	TxD	TxD-	DATA-	TxD-
5	←	RxD	RxD+	-	RxD+
6	—	GND	GND	GND	GND
7	←	CTS	RxD-	-	RxD-
8	→	DTR	-	-	-

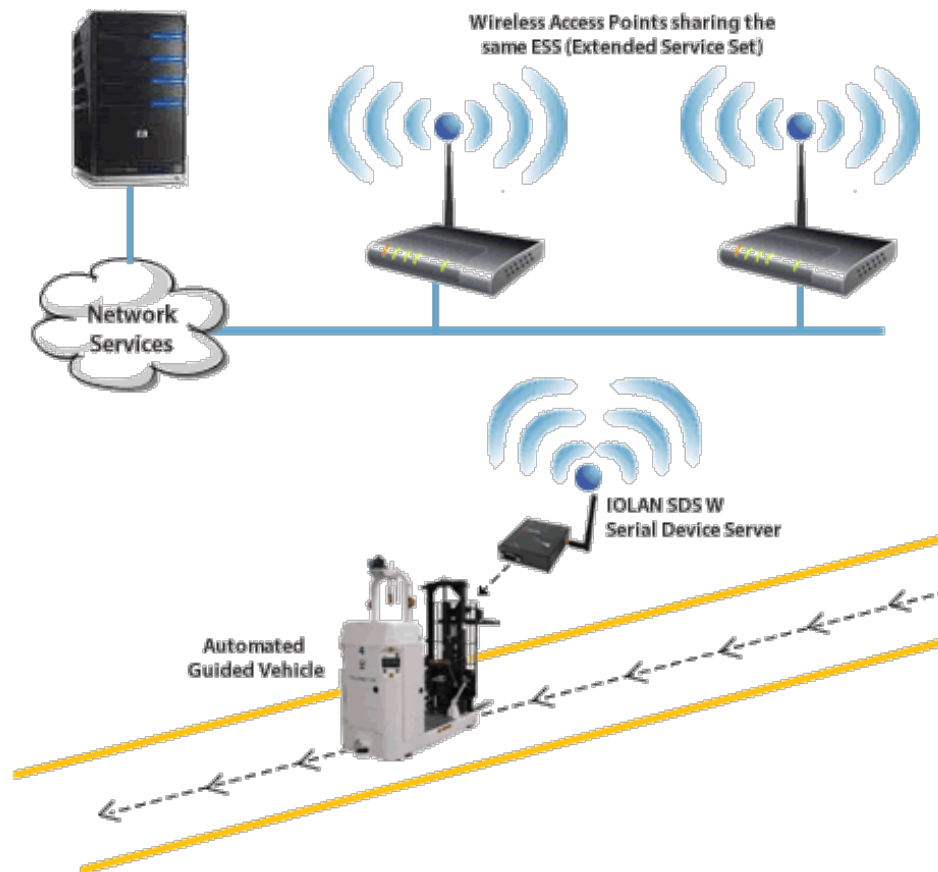
[Optional Perle adapters for use with straight thru CAT5 cabling](#)

*Calculation model based on MIL-HDBK-217-FN2 @ 30 °C

Seamless Wireless Roaming

Serial devices can roam

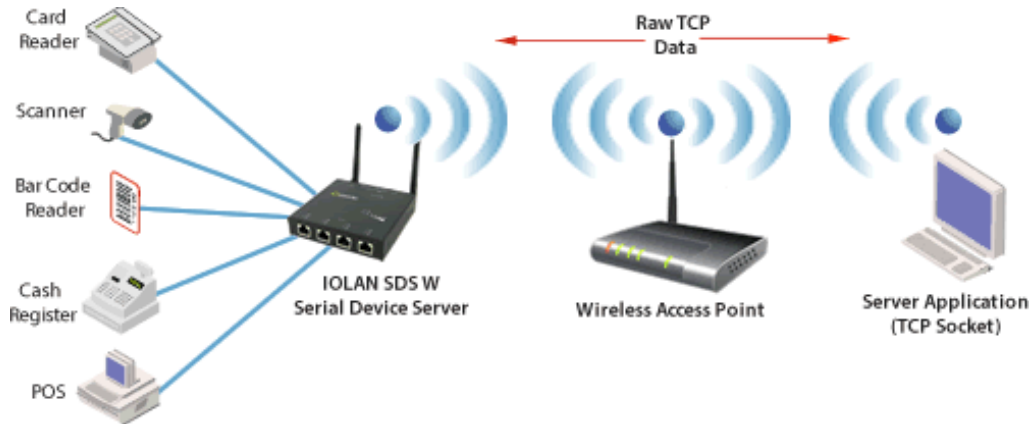
IOLAN SDS W units installed on mobile devices, such as fork lifts with a serial interface, can maintain a continuous connection to network services that are part of Wireless Access Point infrastructure that shares the same ESS (Extended Service Set).



TCP

Using RAW TCP Sockets over Wireless LAN

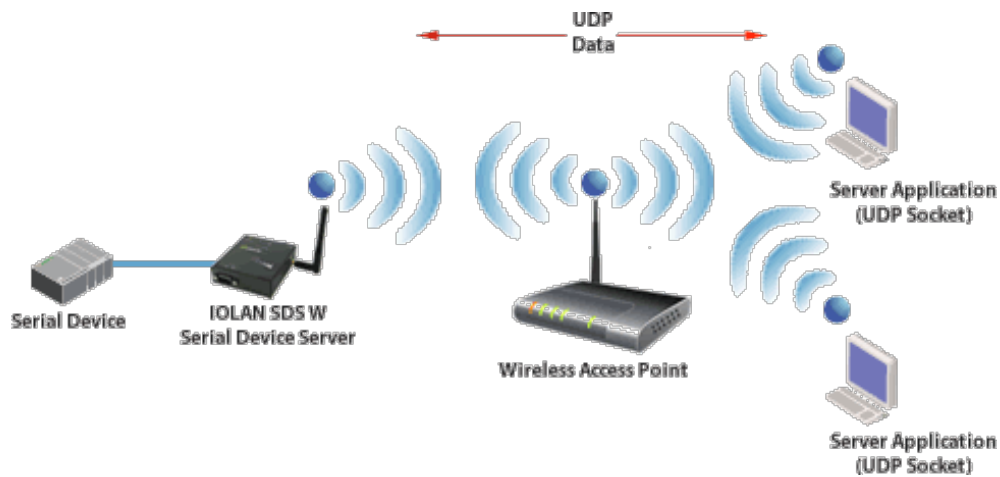
A raw TCP socket connection which can be initiated from the serial-Ethernet device or from the remote host/server. This can either be on a point to point or shared basis where a serial device can be shared amongst multiple devices. TCP sessions can be initiated either from the TCP server application or from the Perle IOLAN W **serial-Ethernet** adapter.



UDP

Using Raw UDP Sockets over Wireless LAN

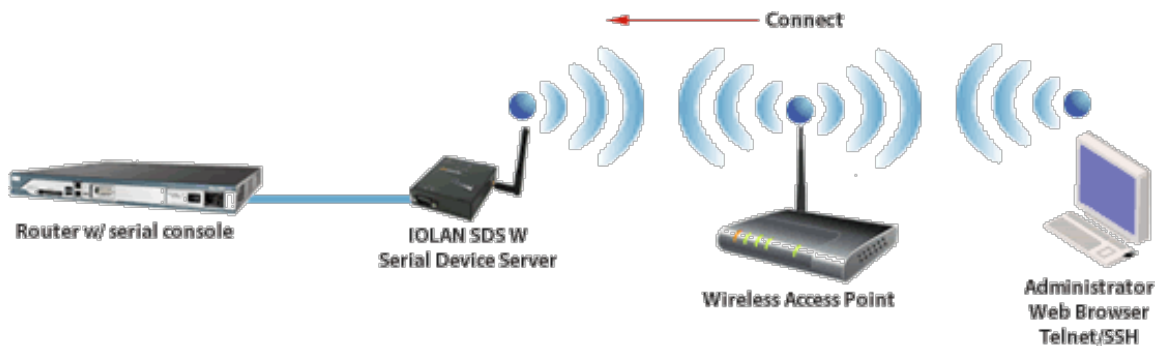
For use with UDP based applications, Perle IOLANs can convert serial equipment data for transport across UDP packets either on a point to point basis or shared across multiple devices.



Console Server

Console Management over Wireless LAN

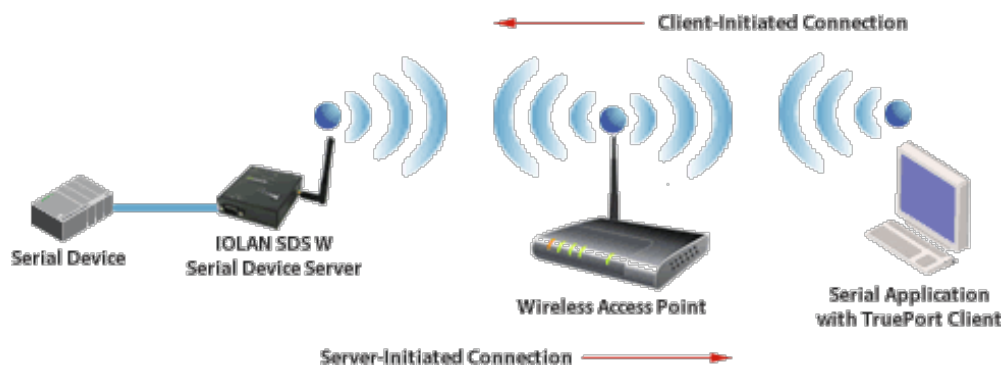
For access to remote console ports on routers, switches, etc. Perle IOLAN's enable administrators secure access to these RS232 ports via in-band Reverse Telnet / SSH over wireless LANs.



COM/TTY

Connect Serial-based Applications over Wireless LAN with a COM/TTY Port Driver

Serial ports can be connected to network servers or workstations running Perle's TruePort software operating as a virtual COM port. Sessions can be initiated either from the Perle IOLAN or from TruePort.



Serial Tunneling over Wireless

Serial Tunneling between two Serial Devices over Wireless Peer to Peer

Serial Tunneling enables you to establish a link across Ethernet to a serial port on another IOLAN. Both IOLAN serial ports must be configured for Serial Tunneling. Typically one serial port is configured as a Tunnel Server and the other serial port as a Tunnel Client.



