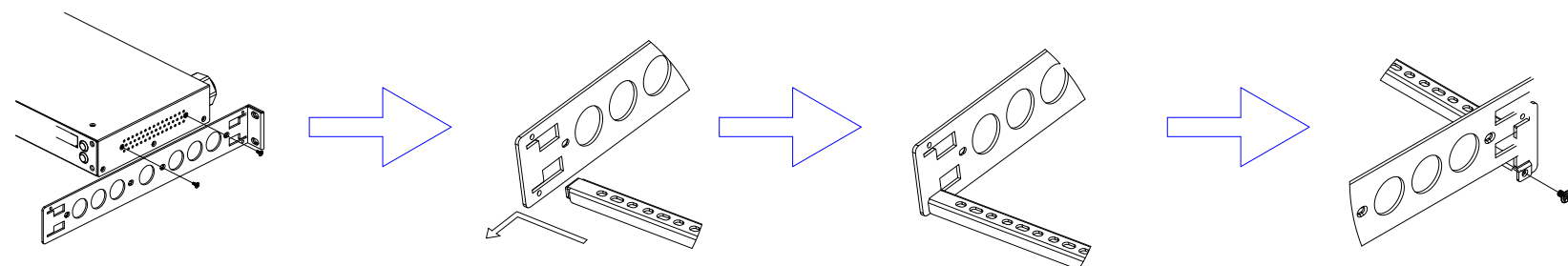
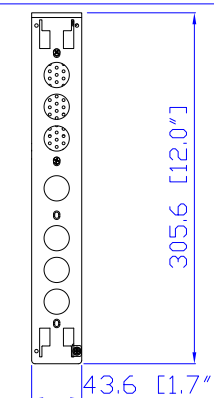


IEC60309 16A

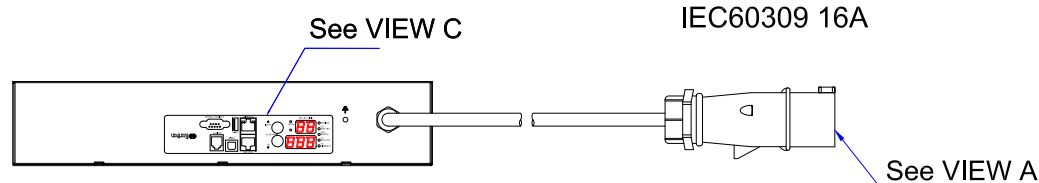
VIEW A



VIEW B



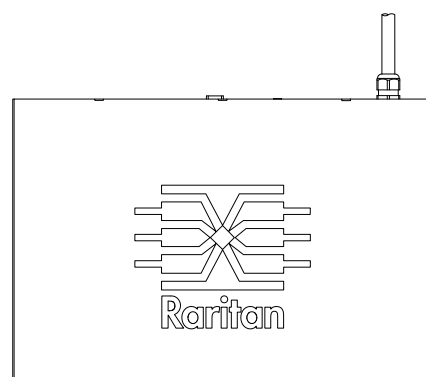
Rear



IEC60309 16A

See VIEW A

TOP



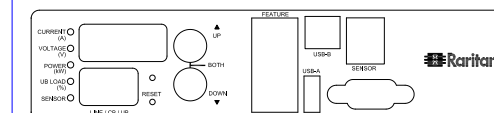
293,0 [11,5"]

88,1 [3,5"]

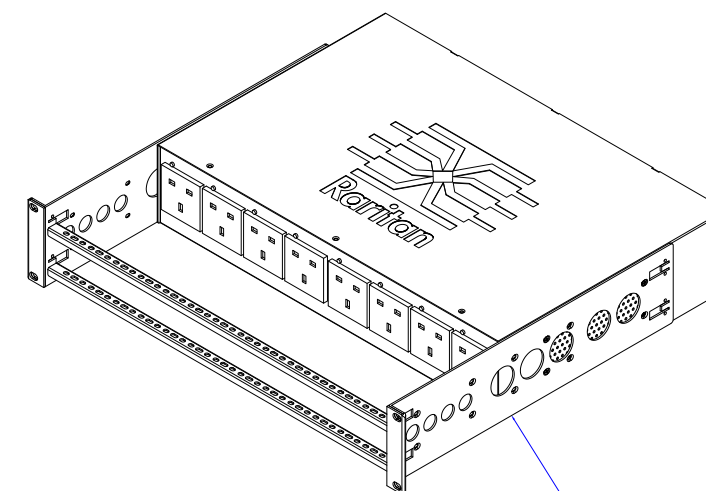
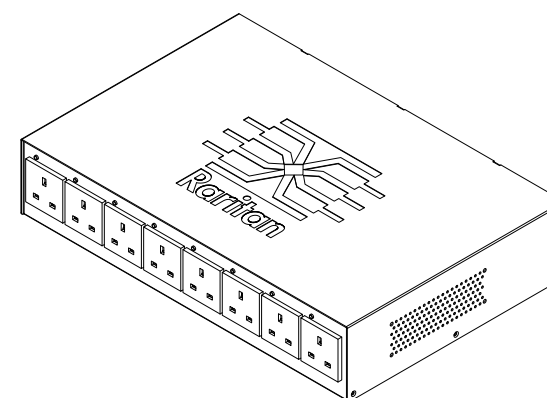
Front



440,0 [17,3"]

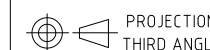


VIEW C



See VIEW B

NOTES:
ALL DIMENSIONS ARE MILLIMETERS[INCHES].



PROJECTION
THIRD ANGLE

DO NOT SCALE DRAWING

SHEET 1 OF 1

THIS DRAWING AND SPECIFICATIONS HEREIN ARE THE PROPERTY OF RARITAN, INC. AND SHALL NOT BE COPIED, REPRODUCED OR USED, IN WHOLE OR IN PART, AS THE BASIS FOR THE MANUFACTURE OR SALE OF ITEMS WITHOUT WRITTEN PERMISSION FROM RARITAN, INC. THIS DRAWING IS BASED UPON LATEST AVAILABLE INFORMATION AND IS SUBJECT TO CHANGE WITHOUT NOTICE.

TITLE: iPDU Two U,
Single Phase, 16A/200V-240V
Plug Type:IEC60309 16A,
Outlet Type:(8)BS1363,

DWG NO. **MPX2-2139R** REV. **A**

DRAWN :	Eva Lin	Mar. 18,2013
ENGINEER:	Siang_H	Mar. 18,2013
APPROVED:	Tom_H	Mar. 18,2013