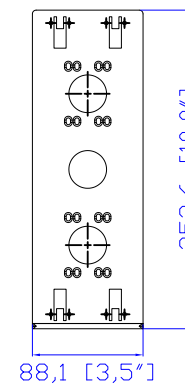
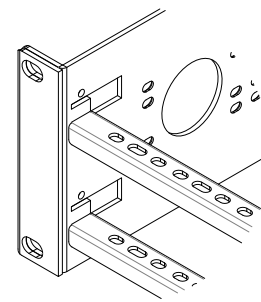
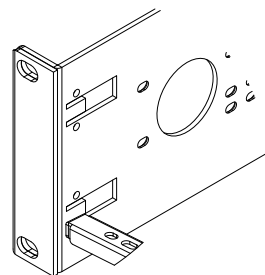
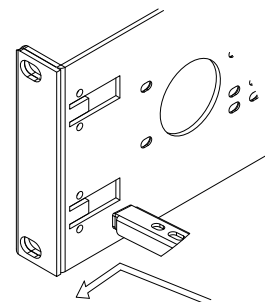



IEC60309 32A

VIEW A



VIEW B

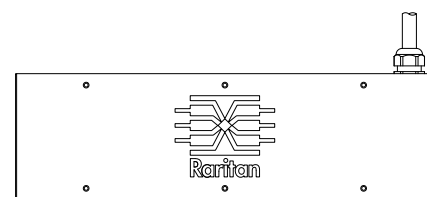
Rear



IEC60309 32A

See VIEW A

TOP



133,0 [5,2"]

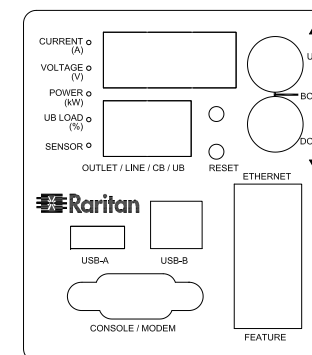
88,0 [3,5"]

Front

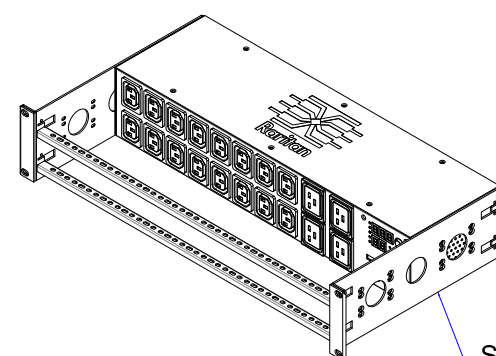


440,0 [17,3"]

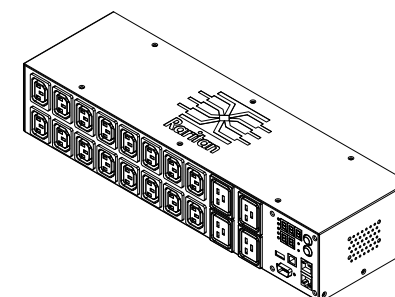
See VIEW C



VIEW C



See VIEW B



NOTES:
ALL DIMENSIONS ARE MILLIMETERS[INCHES].



PROJECTION
THIRD ANGLE

DO NOT SCALE DRAWING

SHEET 1 OF 1

THIS DRAWING AND SPECIFICATIONS HEREIN ARE THE PROPERTY OF RARITAN, INC. AND SHALL NOT BE COPIED, REPRODUCED OR USED, IN WHOLE OR IN PART, AS THE BASIS FOR THE MANUFACTURE OR SALE OF ITEMS WITHOUT WRITTEN PERMISSION FROM RARITAN, INC. THIS DRAWING IS BASED UPON LATEST AVAILABLE INFORMATION AND IS SUBJECT TO CHANGE WITHOUT NOTICE.

TITLE: iPDU Two U,
Single Phase, 32A/200V-240V
Plug Type:IEC60309 32A,
Outlet Type:(16)IEC C13,(4)IEC320 C19

DWG NO.

MPX2-1469R

REV.

A

DRAWN : Eva Lin

Jan. 05,2013

ENGINEER: Siang_H

Jan. 05,2013

APPROVED: Tom_H

Jan. 05,2013