

IOLAN SDG P Secure Device Servers

 perle.com/products/iolan-sdsp-terminal-server.shtml

PoE Device Servers

- 1, 2, 4 or 8 software selectable RS232/422/485 serial port interfaces
- 802.3af Power over Ether (PoE) compliant
- 10/100 or 10/100/1000 Ethernet
- Advanced security features for data encryption, user authentication and event management



For **secure serial to Ethernet** connectivity applications the utilize Power over Ethernet (PoE) sources, the **IOLAN SDG PoE Device Server** is the most advanced compact product available on the market today. Delivering high performance in a compact size, an IOLAN SDG P offers extensive security, flexibility and next generation IPv6 technology making it ideal for applications that require remote device/console management, data capture or monitoring.

The **IOLAN SDG P Device Server** has full PoE support and operates as a Powered Device under IEEE 802.3af supporting end-span and mid-span power sources (PSE). Some other serial device servers that claim compliancy with 803.2af are in fact restricted to using mid-span power sources - buyer beware.

The IOLAN SDG P also has Inrush Current Protection to protect the device from input current rushes that may occur during power up. With this protection the **IOLAN SDG PoE Device Server** begins with a low current draw stage to protect the power sourcing device (PSD), and then switches to a high current stage allowing the IOLAN SDG P to draw its required power up a maximum 12.95 watts.

The **IOLAN SDG PoE Device Server** is ideal for organizations that need to deploy equipment in locations that are difficult or too costly to have separate AC power installed such as ceilings, walls and kiosks.

Why IOLAN SDG PoE Device Servers are the preferred choice:

- Powerful processors for the best throughput and performance on the market
- Power over Ethernet (PoE) support - Operates as a Powered Device under IEEE 802.3af supporting end-span and mid-span power sources (PSE). Inrush Current Protection for continuous operation.
- TrueSerial® packet technology delivers the most authentic serial connections across Ethernet for serial protocol integrity
- Indicators for network and serial interfaces for easy troubleshooting
- Plug & Play installation utility eliminates configuration hassles for all IOLAN's on your IP network
- TruePort – Perle's com/tty redirector for serial based applications operates on Windows, Vista, Linux, Solaris, SCO and Unix
- FIPS 140-2 – Cryptographic modules meet US Government NIST compliancy
- Power over serial cable eliminates costs of a separate

power installation

- Next Generation IP support (IPv6) for investment protection and network compatibility
- Compact and protective solid steel enclosure for tabletop, wall mount or DIN rail mounting
- Java-free browser access to remote serial console ports via Telnet and SSH
- Ping watchdog probes enable customers to power cycle equipment with attached Perle RPS power switches in the event of an unresponsive networking gear

Secure Serial to Ethernet Connectivity

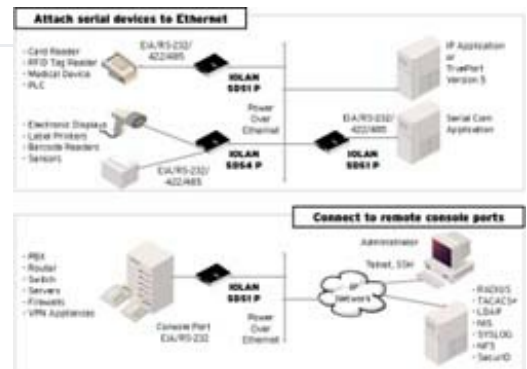
The **IOLAN SDG PoE Device Server** enables administrators to securely access remote serial console ports on equipment such as PBX, servers, routers, network storage equipment and security appliances through an IP network. Sensitive data such as credit card holder information is protected through standard encryption tools such as Secure Shell (SSH) and Secure Sockets Layer (SSL). Access by authorized users is assured via authentication schemes such as RADIUS, TACACS+, LDAP, Kerberos, NIS and RSA Security's SecurID tokens.

By using encryption technologies, an IOLAN can protect sensitive and confidential data from a serial device such as a credit card reader before being sent across a corporate Intranet or public Internet. For compatibility with peer encryption devices, all of the major encryption ciphers such as AES, 3DES, RC4, RC2 and CAST128 are fully supported.

Recognized as the most secure method for communicating to remote private networks over the Internet, the IPSec standard provides robust authentication and encryption of IP packets at the network layer of the OSI model. As a standard it is ideal for multi-vendor interoperation within a network providing flexibility and the ability to match the right solution for a particular application.

IOLAN Plug-ins

By choosing a Perle IOLAN Device Server you can rest assured that virtually any device with a serial COM port will operate in conjunction with your desired application exactly as it did when you had it directly connected. In the unlikely event that the Perle IOLAN Device Server does not enable this out of the box, *Perle will make it work.*



Perle IOLAN Device Servers utilize customer installable "Device Plug-ins" to successfully network devices where other solutions have failed. Request a free engineering consultation now.

Advanced IP Technology

With support for Next Generation IP (IPv6) the **IOLAN Serial to Ethernet Device Server** range provides organizations with investment protection to meet this rapidly growing standard.

Demand for IPv6, which is compatible with IPv4 addressing schemes, is driven by the need for more IP address. With the implementation and rollout of advanced cellular networks, a robust method is needed to handle the huge influx of new IP addressable devices on the Internet.

In fact, the US Department of Defense has mandated that all equipment purchased be IPv6 compatible. In addition, all major Operating Systems such as Windows, Linux, Unix and Solaris, as well as routers, have built-in support for IPv6.

It is therefore important for end users and integrators to select networking equipment that incorporates the IPv6 standard. The IOLAN line with support for IPv6 already built in, is the best choice in serial to Ethernet technology.

Flexible and Reliable Serial to Ethernet Connections

An **IOLAN SDG PoE Device Server** is ideal for connecting serial based COM port, UDP or TCP socket based applications to remote devices. Perle's TruePort re-director provides fixed TTY or COM ports to serial based applications enabling communication with remote devices connected to Perle IOLAN's either in encrypted or clear text modes. You can also tunnel serial data between devices across an IP network.

Perle's Device Management software provides better centralized control of multiple units resulting in maximum uptime for your remote equipment.

All IOLAN SDGP models have added protection against electrostatic discharges and power surges with robust 15Kv ESD protection circuitry enabling organizations to utilize this solution in the field with confidence.

Lifetime Warranty

All **Perle IOLAN SDG PoE Serial to Ethernet Device Servers** are backed by the best service and support in the industry including Perle's unique lifetime warranty. Since 1976 Perle has been providing its customers with networking

products that have the highest levels of performance, flexibility and quality.

Serial Port Access

Connect directly using Telnet / SSH by port and IP address

Connect with EasyPort menu by Telnet / SSH

Use an internet browser to access with HTTP or secure HTTPS via EasyPort Web menu

Java-free browser access to remote serial console ports via Telnet and SSH

Ports can be assigned a specific IP address (aliasing)

Multisession capability enables multiple users to access ports simultaneously *

Multihost access enables multiple hosts/servers to share serial ports

Accessibility

In-band (Ethernet) and out-of-band (dial-up modem) support

Dynamic DNS enables users to find a console server from anywhere on the Internet

Domain name control through DHCP option 81

IPV6 and IPV4 addressing support

Availability

Primary/Backup host functionality enables automatic connections to alternate host(s)

Security

SSH v1 and v2

PCI DSS Compliance: TLS v1.2, TLS v1.1, TLS v1.0, SSL v3.0, SSL v2.0

SSL Server and SSL client mode capability

SSL Peer authentication

IPSec VPN : NAT Traversal, ESP authentication protocol

SSH ciphers: AES-CTR, AES-GCM and ChaCha20-poly1305

SSL encryption: AES-GCM, key exchange ECDH-ECDSA, HMAC SHA256, SHA384

Encryption: AES (256/192/128), 3DES, DES, Blowfish, CAST128, ARCFOUR(RC4), ARCTWO(RC2)

Hashing Algorithms: MD5, SHA-1, RIPEMD160, SHA1-96, and MD5-96

Key exchange: RSA, EDH-RSA, EDH-DSS, ADH

X.509 Certificate verification: RSA, DSA

Certificate authority (CA) list

Local database

RADIUS Authentication, Authorization and Accounting

TACACS+ Authentication, Authorization and Accounting

LDAP, NIS, Kerberos Authentication

RSA SecureID-agent or via RADIUS Authentication

SNMP v3 Authentication and Encryption support

IP Address filtering

Disable unused daemons

Active Directory via LDAP

Terminal Server

Telnet

SSH v1 and v2

Rlogin

Auto session login

LPD, RCP printer

MOTD - Message of the day

Serial machine to Ethernet

Tunnel raw serial data across Ethernet - clear or encrypted

Raw serial data over TCP/IP

Raw serial data over UDP

Serial data control of packetized data

Share
serial ports with multiple hosts/servers

Virtual modem simulates a modem connection - assign IP address by AT
phone number

Virtual modem data can be sent over the Ethernet link with or without
SSL encryption

TruePort com/tty redirector for serial based applications on Windows, Linux, Solaris, SCO, HP UX,
NCR UNIX and AIX. For a complete list of all the latest drivers [click here](#)

TrueSerial packet technology
provides the most authentic serial connections across Ethernet ensuring
serial protocol integrity

RFC 2217 standard for transport of serial data and RS232 control signals

Customizable or fixed serial baud rates
Plug-ins allow customer or Perle provided plug-ins for special applications
Software Development Kit (SDK) available
Serial encapsulation of industrial protocols such as ModBus, DNP3 and IEC-870-5-101
ModBus TCP gateway enables serial Modbus ASCII/RTU device connection to ModBus TCP
Data logging will store serial data received when no active TCP session and forward to network peer once session re-established - 32K bytes circular per port

Console Management

Sun / Oracle Solaris Break Safe
Local port buffer viewing - 256K bytes per port
External port buffering via NFS, encrypted NFS and Syslog
Event notification
Manage AC power of external equipment using Perle RPS power management products
Clustering - central console server enables access ports across multiple console servers
Windows Server 2003/2008 EMS - SAC support GUI access to text-based Special Administrative Console
Ping watchdog probes enable customers to power cycle equipment with attached Perle RPS power switches in the event of an unresponsive networking gear

Remote Access

Dial, direct serial	PPP, PAP/CHAP, SLIP
HTTP tunneling enables firewall-safe access to remote serial devices across the internet	
Automatic DNS Update	Utilize DHCP Opt 81 to set IOLAN domain name for easy name management and with Dynamic DNS support , users on the Internet can access the device server by name without having to know its IP address. See Automatic DNS update support for details
IPSEC VPN client/servers	Microsoft L2TP/IPSEC VPN client (native to Windows XP)
	Microsoft IPSEC VPN Client (native to Windows Vista)
	Cisco routers with IPSEC VPN feature set
	Perle IOLAN SDS/STS and SCS models

OA&M (Operations, Administration and Management)

SNMP V3 - read and write, Perle MIB
Syslog

Perle Device Manager - Windows based utility for large scale deployments

Configurable default configuration

Installation Wizard

Set a Personalized Factory Default for your IOLANs

Protocols

IPv6, IPv4, TCP/IP, Reverse SSH, SSH, SSL, IPSec/IPv4, IPSec/IPv6, L2TP/IPSec, CIDR, RIPv2/MD5, ARP, RARP, UDP, UDP Multicast, ICMP, BOOTP, DHCP, TFTP, SFTP, SNMP, Telnet, raw, reverse Telnet, LPD, RCP, DNS, Dynamic DNS, WINS, HTTP, HTTPS, SMTP, SNMPV3, PPP, PAP/CHAP, SLIP, CSLIP, RFC2217, MSCHAP

* Available on 2 and 4 port models

Hardware Specifications - IOLAN SDG and SDS PoE Device Servers


	SDG P	SDS P
Processor	600 Mhz ARM processor	MPC852T, 66 Mhz, 87 MIPS
Memory		
RAM MB	512	32
Flash MB	4000	8
Interface Ports		
Number of Serial Ports	4 or 8	1, 2 or 4
Serial Port Interface	Software selectable EIA-232/422/485 on RJ45	
Sun / Solaris	Sun / Oracle 'Solaris' Safe - no "break signal" sent during power cycle causing costly server re-boots or downtime	
Serial Port Speeds	300bps to 230Kbps with customizable baud rate support	50bps to 230Kbps with customizable baud rate support
Data Bits	5,6,7,8, 9-bit protocol support	
Parity	Odd, Even, Mark, Space, None	
Flow Control	Hardware, Software, Both, None	
Serial Port Protection	15Kv Electrostatic Discharge Protection (ESD)	
Local Console Port	RS232 on Serial Port	
Network	Network Autosensing 1000Base-T / 100Base-TX / 10Base-T	10Base-T / 100Base-TX Ethernet RJ45
	Auto-MDIX	

	Software selectable Ethernet speed 10/100/1000 Auto	Software selectable Ethernet speed 10/100 Auto
	Software selectable Half/Full/Auto duplex	
Ethernet Isolation	1.5Kv Magnetic Isolation	
Power		
Power over Ethernet	802.3af PoE compliant data pins (1/2, 3/60 or unused pins 4/5, 7/8) (48v DC)	
Power Supply Options	Power via External power 9-30v DC, 4.8 Watts uses standard 5.5mm x 9.5mm x 2.1mm barrel socket, Power IN over serial cable	
Nominal Input Voltage	12v DC / 24v DC on Barrel Connector	
Input Voltage Range	9-30v DC on Barrel Connector	
Power External Device via Serial Port	+5v DC regulated, 1W max	
Typical Power Consumption @ 12v DC (Watts)	4 port: 2 8 port: 2.7	1 port: 1.7 2 port: 2.1 4 port: 2.4
	Does not include power for devices connected to serial port	
Indicators		
LEDs	Power/Ready	
	Network Link	
	Network Link activity	
	Serial: Transmit and Receive data per port	
Environmental Specifications		
Heat Output (BTU/HR)	4 port: 16.38 8 port: 9.2	1 port: 5.8 2 port: 7.2 4 port: 8.2
MTBF (Hours)	4 port: 177,932 8 port: 126,364	1 port: 344,227 2 port: 188,596 4 port: 138,467
	Calculation model based on MIL-HDBK-217-FN2 @ 30 °C	
Operating Temperature	0C to 55C, 32F to 131F	
Storage Temperature	-40C to 66C, -40F to 150F	
Humidity	5 to 95% (non condensing) for both storage and operation.	
Case	SECC Zinc plated sheet metal (1 mm)	

Ingress Protection Rating	IP40	
Mounting	Wall or Panel mounting, DIN Rail mounting kit optional	
Product Weight and Dimensions		
Weight	4 port: 0.35 kg (.77 lbs) 8 port: 0.55 kg (1.2 lbs)	1, 2 port: 0.23 Kg (0.5 lbs) 4 port: 0.35 kg (.77 lbs)
Dimensions	4 port: 112 x 82 x 28 (mm), 4.4 x 3.2 x 1.1 (in) case dimensions not including mounting tabs 8 port: 112 x 156 x 28 (mm), 4.4 x 6.1 x 1.1 (in) case dimensions not including mounting tabs	1, 2 port: 91 x 64 x 24 (mm), 3.6 x 2.5 x 0.92 (in) case dimensions not including mounting tabs 4 port: 112 x 82 x 28 (mm), 4.4 x 3.2 x 1.1 (in) case dimensions not including mounting tabs
	4 port: 112 x 105 x 28 (mm), 4.4 x 4.2 x 1.1 (in) case dimensions not including mounting tabs 8 port: 113 x 179 x 28 (mm), 4.4 x 7.1 x 1.1 (in) case dimensions not including mounting tabs	1, 2 port: 91 x 89 x 24 (mm), 3.6 x 3.5 x 0.92 (in) includes mounting tabs 4 port: 112 x 105 x 28 (mm), 4.4 x 4.2 x 1.1 (in) case dimensions not including mounting tabs
Packaging		
Shipping Dimensions	260 x 170 x 70 (mm), 10.2 x 6.7 x 2.8 (in)	
Shipping weight	4 port: 0.54 Kg (1.2 lbs) 8 port: 1.3 kg (2.9 lbs)	1, 2 port: 0.4 Kg (0.88 lbs) 4 port: 0.54 Kg (1.2 lbs)
Regulatory Approvals		
Emissions	CFR47 FCC Part 15 Subpart B:2015	CFR47:2003, Chapter 1, Part 15 Subpart B, (USA) Class A
	ICES-003:2016 Issue 6:2016	ICES-003, Issue 4, February 2004 (Canada)
	CISPR 32:2015/EN 55032:2015 (Class A)	
	CISPR 16-2-3:2010/A2:2014	
	EN61000-3-2:2014, Limited for Harmonic Current Emissions	EN61000-3-2 : 2010, Limits for Harmonic Current Emissions
	EN61000-3-3:2013, Limits of Voltage Fluctuations and Flicker	EN61000-3-3 : 2010, Limits of Voltage Fluctuations and Flicker
Immunity	CISPR 24:2010/EN 55024:2010	
	EN61000-4-2: 2009 Electrostatic Discharge	
	EN61000-4-3: 2006/A2:2010: RF Electromagnetic Field Modulated	
	EN61000-4-4: 2004 Fast Transients	
	EN61000-4-5: 2006 Surge	
	EN61000-4-6: 2009 RF Continuous Conducted	

	EN61000-4-8: Power-Frequency Magnetic Field	
	EN61000-4-11: Voltage Dips and Voltage Interruptions	
Safety	IEC 62368-1 and EN 62368-1:2014	IEC 60950-1 (ed 2); am1 am2 and EN 60950-1:2006 +A11:2009 +A1:2010 +A12:2011 +A2:2013
	CAN/CSA-C22.2 No. 62368-1-14 and UL 62368-1	CAN/CSA-C22.2 No. 60950-1-03 and ANSI/UL 60950-1, Second Edition
Other	Reach, RoHS and WEEE Compliant	
	Directive 2011/65/EU restriction of the use of certain hazardous substances in electrical and electronic equipment and meets the following standard:: EN 50581:2012	
	CCATS - G168387	
	ECCN - 5A992	
	HTSUS Number: 8471.80.1000	
	Perle Lifetime warranty	

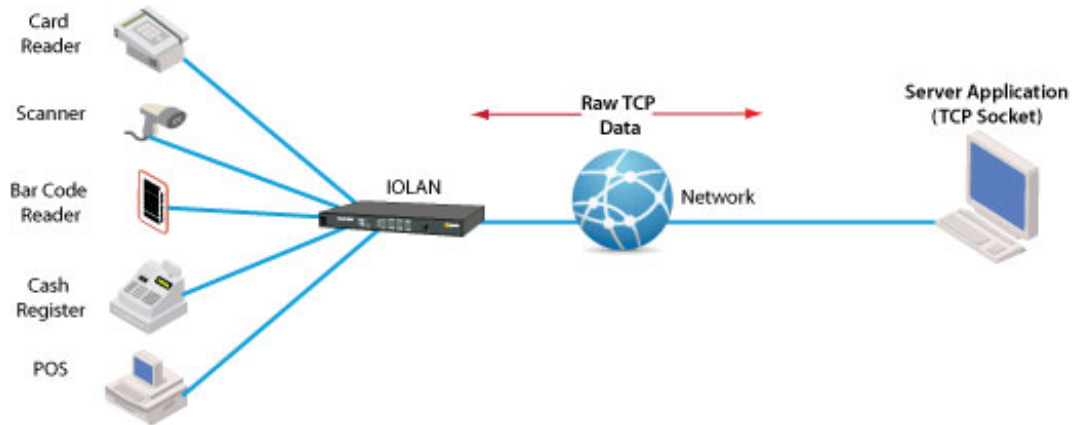
Serial Connector Pinout

IOLAN DTE	IOLAN RJ45 Socket	Direction	RS232	RS485 Full Duplex	RS485 Half Duplex	RS422
 RJ45 Socket	1	→	Power In	Power In	Power In	Power In
	2	→	DCD	-	-	-
	3	←	RTS	TxD+	DATA+	DATA+ TxD+
	4	→	DSR	-	-	-
	5	←	TxD	TxD-	DATA-	TxD-
	6	→	RxD	RxD+	-	RxD+
	7	—	GND	GND	GND	GND
	8	→	CTS	RxD-	-	RxD-
	9	←	DTR	-	-	-
	10	←	Power Out	Power Out	Power Out	Power Out

TCP

Using RAW TCP Sockets

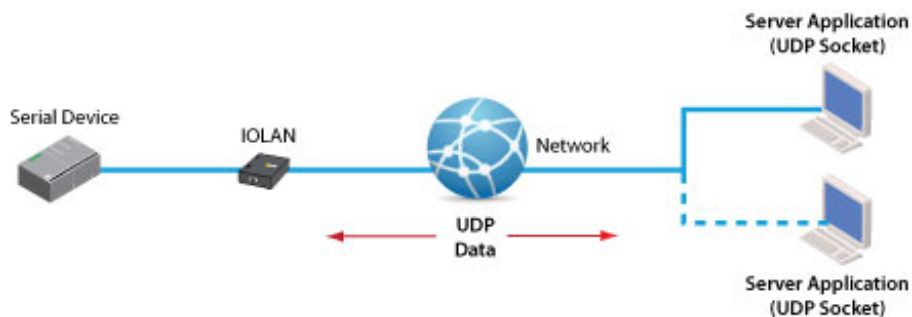
A raw TCP socket connection which can be initiated from the serial-Ethernet device or from the remote host/server. This can either be on a point to point or shared basis where a serial device can be shared amongst multiple devices. TCP sessions can be initiated either from the TCP server application or from the Perle IOLAN serial-Ethernet adapter.



UDP

Using Raw UDP Sockets

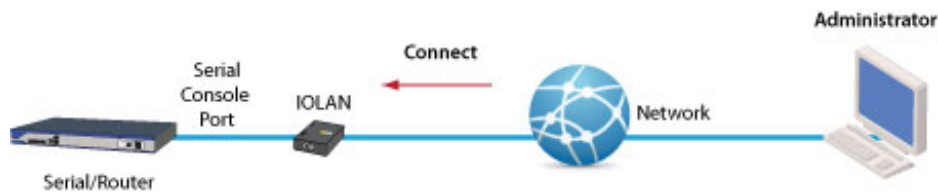
For use with UDP based applications, Perle IOLANs can convert serial equipment data for transport across UDP packets either on a point to point basis or shared across multiple devices.



Console Server

Console Management

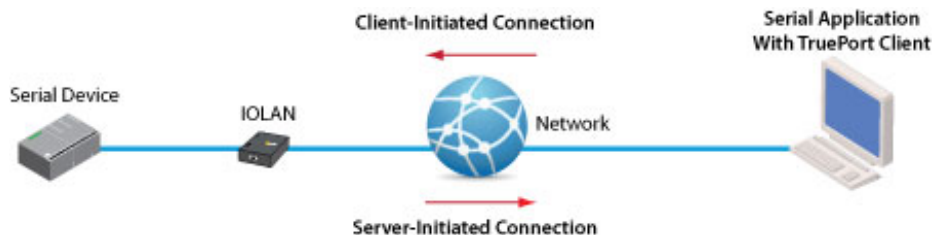
For access to remote console ports on routers, switches, etc, Perle IOLAN's enable administrators secure access to these RS232 ports via inband Reverse Telnet / SSH or out of band with dial-up modems. Perle IOLAN models with integrated modems are available.



COM/TTY

Connect Serial-based Applications with a COM/TTY Port Driver

Serial ports can be connected to network servers or workstations running Perle's TruePort software operating as a virtual COM port. Sessions can be initiated either from the Perle IOLAN or from TruePort.



Tunneling

Serial Tunneling between two Serial Devices

Serial Tunneling enables you to establish a link across Ethernet to a serial port on another IOLAN. Both IOLAN serial ports must be configured for Serial Tunneling (typically one serial port is configured as a Tunnel Server and the other serial port as a Tunnel Client).



Virtual Modem

Virtual Modem

Enables the serial-Ethernet adapter to simulate a modem connection. When connected to the IOLAN and initiates a modem connection, the IOLAN starts up a TCP connection to another IOLAN serial-Ethernet adapter configured with a Virtual Modem serial port or to a host running a TCP application.

